

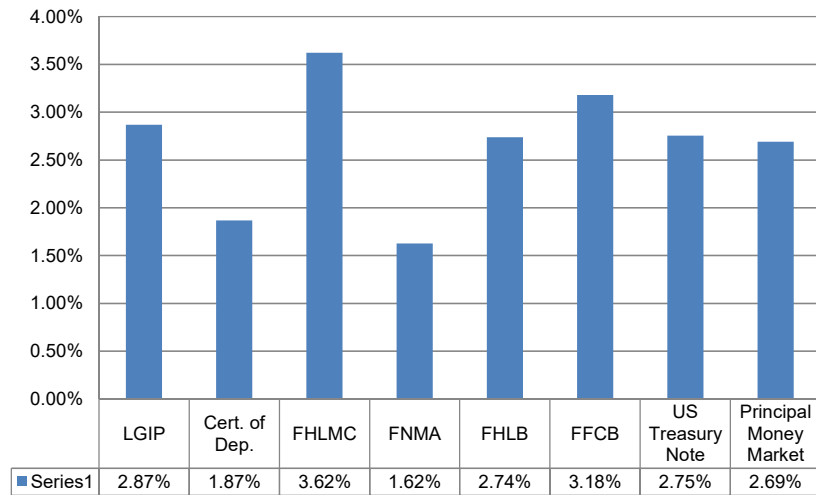


Current Investments Report
December 31, 2022
(Unaudited)

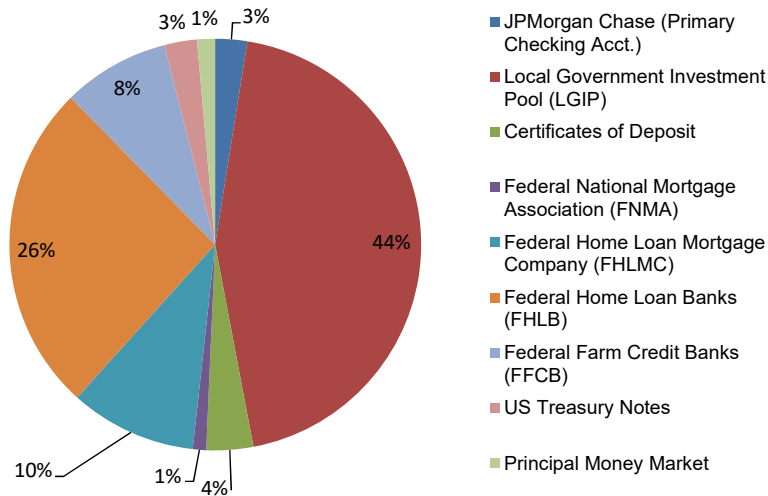
Investment Portfolio by Investment Type

Description	Balance	% of Total
JPMorgan Chase (Primary Checking Acct.)	\$ 4,795,268	2.5%
Local Government Investment Pool (LGIP)	84,859,877	44.5%
Certificates of Deposit	7,000,000	3.7%
Federal National Mortgage Association (FNMA)	2,001,200	1.0%
Federal Home Loan Mortgage Company (FHLMC)	18,934,070	9.9%
Federal Home Loan Banks (FHLB)	49,482,485	26.0%
Federal Farm Credit Banks (FFCB)	15,986,630	8.4%
US Treasury Notes	4,869,336	2.6%
Principal Money Market	2,715,160	1.4%
	<u>\$ 190,644,027</u>	100.0%

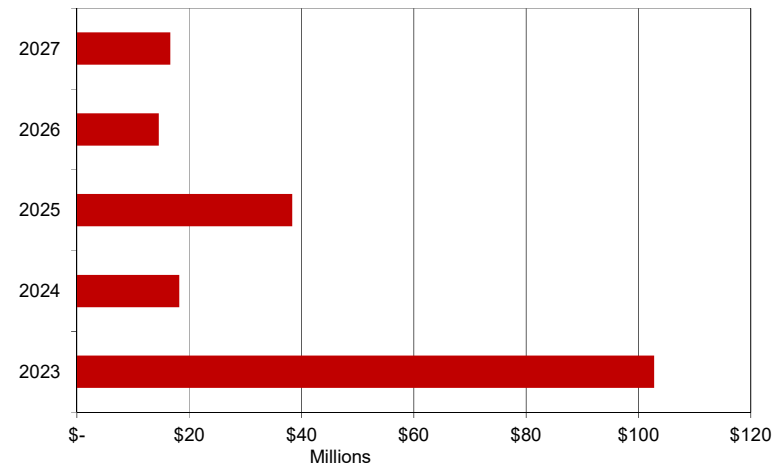
Average Weighted Yield by Investment Type



Investment Portfolio by Investment Type



Investment Amount by Maturity Date





LAKE HAVASU CITY

Administrative Services

Lake Havasu City
Current Investments Report
December 31, 2022
(Unaudited)

Description	Settlement Date	Maturity Date	Rating	Call Date	% of Total	Principal/Book Value	Yield/Coupon Rate	Annual Estimated Yield	Estimated Annual Earnings
JPMorgan Chase Bank (Primary Checking Account)									
	n/a	n/a	FDIC Insured	n/a	2.5%	\$ 4,795,268	1.65%	1.65%	\$ 79,122
Local Government Investment Pool (LGIP)									
LGIP Pool 5	n/a	n/a	AA	n/a	3.4%	\$ 6,400,246	4.20%	4.20%	\$ 268,810
LGIP Pool 500	n/a	n/a	AA-	n/a	38.4%	\$ 73,250,102	2.79%	2.79%	\$ 2,043,678
LGIP Pool 700	n/a	n/a	AA+	n/a	2.7%	\$ 5,209,529	2.30%	2.30%	\$ 119,819
TOTAL LGIP					44.5%	\$ 84,859,877		2.87%	\$ 2,432,307
LT Agency Investments									
Federal National Mortgage Association (FNMA)									
Fannie Mae	03/29/17	01/07/25	AA+	01/07/25	1.0%	2,001,200	1.63%	1.62%	\$ 32,500
SUBTOTAL (FNMA)					1.0%	2,001,200		1.62%	\$ 32,500
Federal Home Loan Mortgage Company (FHLMC)									
Freddie Mac	03/16/22	11/02/23	AA+	11/02/22	1.5%	2,931,750	1.74%	1.78%	\$ 52,306
Freddie Mac	02/18/21	11/06/23	AA+	11/06/23	1.1%	2,002,320	0.25%	0.25%	\$ 5,000
Freddie Mac	11/18/22	11/15/24	AA+	02/15/23	1.0%	2,000,000	5.40%	5.40%	\$ 108,000
Freddie Mac	03/24/22	03/24/25	AA+	09/24/22	1.0%	2,000,000	2.05%	2.05%	\$ 41,000
Freddie Mac	03/25/22	03/25/25	AA+	04/24/22	1.0%	2,000,000	2.20%	2.20%	\$ 44,000
Freddie Mac	11/16/22	05/16/25	AA+	02/16/23	1.0%	2,000,000	5.50%	5.50%	\$ 110,000
Freddie Mac	11/08/22	08/08/25	AA+	08/08/23	1.0%	2,000,000	5.00%	5.00%	\$ 100,060
Freddie Mac	11/14/22	11/14/25	AA+	02/14/23	2.1%	4,000,000	5.63%	5.63%	\$ 225,000
SUBTOTAL (FHLMC)					9.9%	18,934,070		3.62%	\$ 685,366
Federal Farm Credit Banks (FFCB)									
Fed Farm Credit Bk	12/15/21	04/23/24	AA+	04/23/24	1.1%	2,002,400	1.55%	1.55%	\$ 31,000
Fed Farm Credit Bk	12/15/21	11/04/24	AA+	Continuous	0.5%	983,730	0.44%	0.45%	\$ 4,400
Fed Farm Credit Bk	03/10/22	03/10/26	AA+	Continuous	1.0%	2,000,000	2.22%	2.22%	\$ 44,400
Fed Farm Credit Bk	05/10/22	04/25/25	AA+	04/25/25	1.0%	1,995,000	2.75%	2.76%	\$ 55,000
Fed Farm Credit Bk	11/14/22	11/14/25	AA+	Continuous	1.3%	2,502,500	5.16%	5.15%	\$ 128,989
Fed Farm Credit Bk	04/08/22	04/08/26	AA+	04/08/26	1.0%	1,993,000	2.73%	2.74%	\$ 54,659
Fed Farm Credit Bk	11/16/22	11/16/26	AA+	Continuous	1.3%	2,500,000	5.60%	5.60%	\$ 140,000
Fed Farm Credit Bk	04/05/22	04/05/27	AA+	04/05/27	1.1%	2,010,000	2.49%	2.48%	\$ 49,860
SUBTOTAL (FFCB)					8.4%	15,986,630		3.18%	\$ 508,308
Federal Home Loan Bank (FHLB)									
Federal Home Loan Bank	03/15/21	03/15/24	AA+	12/15/21	1.0%	2,000,000	0.25%	0.25%	\$ 5,000
Federal Home Loan Bank	05/27/22	05/30/24	AA+	05/30/23	1.1%	2,002,000	2.90%	2.90%	\$ 57,969
Federal Home Loan Bank	02/16/22	08/16/24	AA+	02/16/23	1.0%	2,000,000	1.25%	1.25%	\$ 25,000
Federal Home Loan Bank	03/25/22	09/25/24	AA+	04/25/22	1.0%	2,000,000	2.00%	2.00%	\$ 40,000
Federal Home Loan Bank	12/30/21	09/30/24	AA+	06/30/22	0.8%	1,500,000	1.00%	1.00%	\$ 15,002
Federal Home Loan Bank	07/29/22	10/28/24	AA+	07/28/23	1.0%	2,000,000	3.55%	3.55%	\$ 71,000
Federal Home Loan Bank	12/30/21	12/30/24	AA+	06/30/22	0.5%	1,000,000	1.10%	1.10%	\$ 11,000
Federal Home Loan Bank	03/28/22	03/28/25	AA+	03/28/23	1.6%	3,000,000	2.15%	2.15%	\$ 64,500
Federal Home Loan Bank	04/25/22	04/25/25	AA+	04/25/23	1.0%	2,000,000	2.85%	2.85%	\$ 57,000
Federal Home Loan Bank	09/30/22	06/30/25	AA+	06/30/23	1.3%	2,500,000	4.20%	4.20%	\$ 105,053
Federal Home Loan Bank	07/28/22	07/28/25	AA+	07/28/23	1.0%	2,000,000	3.63%	3.63%	\$ 72,500

Description	Settlement Date	Maturity Date	Rating	Call Date	% of Total	Principal/Book Value	Yield/Coupon Rate	Annual Estimated Yield	Estimated Annual Earnings
Federal Home Loan Bank	03/16/22	09/16/25	AA+	12/16/22	1.0%	2,000,000	2.00%	2.00%	\$ 40,000
Federal Home Loan Bank	03/30/22	09/30/25	AA+	12/30/22	1.0%	2,000,000	2.00%	2.00%	\$ 40,000
Federal Home Loan Bank	10/27/22	10/27/25	AA+	10/27/23	0.5%	1,000,000	4.60%	4.60%	\$ 46,000
Federal Home Loan Bank	10/13/22	03/13/26	AA+	10/13/23	1.0%	2,000,000	4.70%	4.70%	\$ 94,000
Federal Home Loan Bank	03/16/22	03/16/26	AA+	03/16/26	1.0%	2,000,000	2.18%	2.18%	\$ 43,600
Federal Home Loan Bank	04/29/22	04/29/26	AA+	04/29/24	1.0%	2,000,000	3.00%	3.00%	\$ 60,000
Federal Home Loan Bank	04/07/22	08/27/26	AA+	02/27/23	1.0%	1,841,800	2.83%	3.07%	\$ 56,581
Federal Home Loan Bank	03/08/22	03/08/27	AA+	03/08/23	0.9%	1,649,935	2.38%	2.37%	\$ 39,069
Federal Home Loan Bank	03/29/22	03/29/27	AA+	09/29/22	1.0%	2,000,000	2.35%	2.35%	\$ 47,000
Federal Home Loan Bank	04/26/22	04/26/27	AA+	04/26/24	1.0%	2,000,000	3.25%	3.25%	\$ 65,000
Federal Home Loan Bank	04/28/22	04/28/27	AA+	04/28/23	1.0%	2,000,000	3.00%	3.00%	\$ 60,000
Federal Home Loan Bank	05/10/22	04/28/27	AA+	04/28/23	1.2%	2,238,750	3.40%	3.42%	\$ 76,500
Federal Home Loan Bank	04/29/22	04/29/27	AA+	10/29/22	0.5%	1,000,000	3.25%	3.25%	\$ 32,500
Federal Home Loan Bank	05/26/22	05/26/27	AA+	05/26/23	1.0%	2,000,000	3.75%	3.75%	\$ 75,000
Federal Home Loan Bank	05/26/22	05/26/27	AA+	05/26/23	0.9%	1,750,000	3.15%	3.15%	\$ 55,125
SUBTOTAL (FHLB)					26.0%	49,482,485		2.74%	\$ 1,354,398
<u>U.S. Treasury Bills and Notes (US T-Note)</u>									
US Treasury Note	04/07/22	03/15/25	AA	03/15/25	2.6%	4,869,336	2.68%	2.75%	\$ 134,042
SUBTOTAL (US T-Note)					2.6%	4,869,336		2.75%	\$ 134,042
TOTAL LT AGENCY					47.9%	91,273,721		2.97%	\$ 2,714,614
<u>Certificates of Deposit (FDIC Insured) TOTAL CDs</u>					3.7%	7,000,000	Average Yield	1.87%	\$ 130,625
<u>Principal Custody Solutions</u>									
Principal Custody Account Interest/Cash Sweeps						2,715,160			
Less Pending Trades						-			
TOTAL PRINCIPAL CASH					1.4%	2,715,160		2.690%	2.69% \$ 73,038
TOTAL AGENCY AND CD'S						\$ 100,988,881		2.89%	\$ 2,918,277
TOTAL INVESTMENTS (Including LGIP and JPMorgan)						\$ 190,644,027		2.85%	\$ 5,429,706